

## Student Mobility

**Issue:** The level of student mobility and transfer patterns of GBC students and graduates. What is the previous post-secondary experience of GBC students? How many students intend to pursue further study? What are the most common pathways for GBC graduates who continue their studies?

### Key Findings

- 45% of current GBC students have previous PSE experience
- 21% of students intend to pursue further study; decisions to pursue an additional credential are often made while at GBC
- Within six months of graduation, 25% of GBC graduates enrol in further education. Returning to GBC or enrolling in an ON university degree program are the two most common paths.
- Although there is room for improvement, GBC graduates report relatively high levels of satisfaction with the transfer process

### Implications for Teaching

- Ensure that students & graduates understand further educational options in their field of study

### Implications for Research

- Track potential changes in the level and pattern of student mobility under the new provincial policies and additional multilateral agreements. Will more students use some or all of these new pathways?

### Implications for Policy

- Examine whether GBC students receive enough information on transfer pathways and further education options

**Background:** Support for student mobility between and among post-secondary institutions in Ontario is an important policy issue. Numerous groups, including those representing post-secondary students, have noted significant difficulties in the transfer process and a lack of consistency on the awarding of transfer credit; these difficulties ultimately increase the cost of PSE, both for students and the province. Recently, the provincial government announced funding towards projects specifically designed to enhance student mobility pathways, and towards the creation of new provincial credit transfer website to be introduced this fall. In addition, a new coordinating body, the Ontario Council on Articulation and Transfer (ONCAT) will be responsible for providing support, research and policy development on issues involving credit transfer.

This IR brief is intended to show current levels and patterns of transfer activity between GBC and other colleges and universities. Data sources are the annual provincial student and graduate KPI surveys<sup>1</sup>.

## Analysis

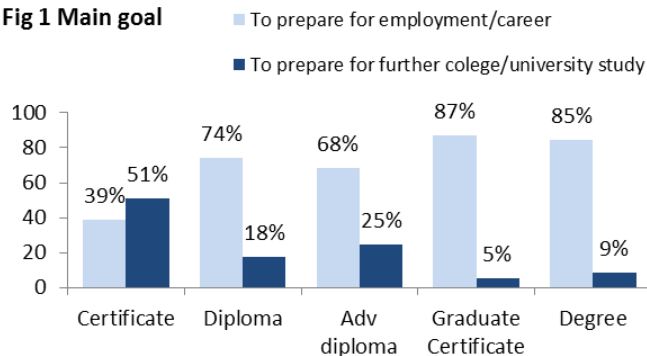
### Previous Post-secondary Experience of GBC Students

- In total, 45% of 2010-11 GBC students had previous post-secondary experience. 27% had previously completed a post-secondary credential (10.6% had completed a college diploma and 17.3% had completed a university degree). Excluding students in graduate certificate programs (for whom a credential is required for admission), 22% of GBC students had a previously completed credential.

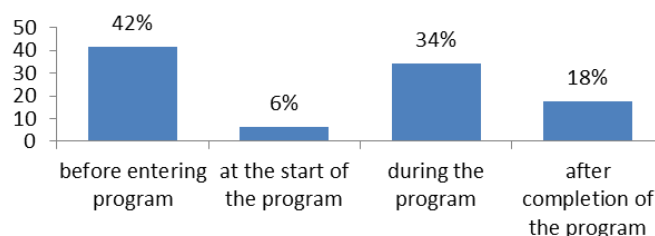
### Educational Plans of GBC Students:

Across all programs, the majority of GBC students (71%) report that the main goal for enrolling in their college program is to prepare for employment; 21% however, indicate that their goal is to prepare for further study. This relative distribution differs significantly by credential (Figure 1), with over half of certificate students planning to continue their education.

**Fig 1 Main goal**



**Fig 2 When did you decide to pursue further ed?**



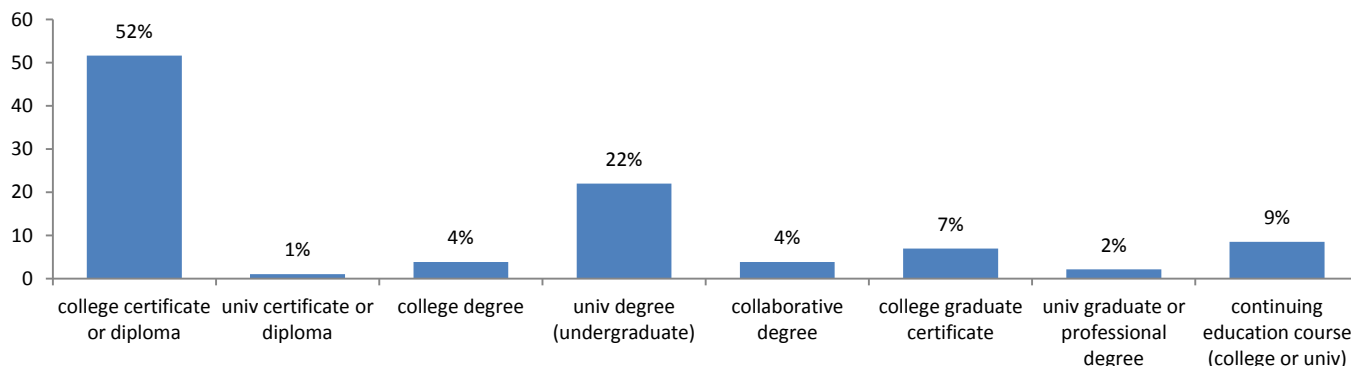
<sup>1</sup> 2010-11 Student Satisfaction Survey and 2011 Graduate Outcomes/Satisfaction Survey. Neither was designed to specifically address transfer, but they currently represent the main source of such information, and are also used by MTCU for this purpose.

The college experience can influence the future decision to pursue further education. As they complete their programs, GBC students may become more interested in pursuing further study; 34% of GBC graduates who went on to further study report that they made their decision during their college program (Figure 2).

*GBC Graduates Who Pursue Further Education – Origins and Destinations*

Within six months of graduation, one quarter of GBC 2009-10 graduates had enrolled in further education. The type of new program pursued by those graduates is shown in Figure 3.

**Fig 3 Further education credential choices of GBC graduates (within 6 months of graduation)**



For those graduates pursuing another college program, the majority (57%) re-enrol at GBC. Preparatory programs, culinary programs and ECE send the largest numbers of graduates (Table 1). There is some overlap with sending programs for those graduates pursuing university, with business, education, nursing and social sciences programs representing the most common destinations (Table 2). Of those GBC graduates who enrol in university, 90% choose an ON university, with Ryerson and York being the two most common.

**Table 1: Destination = College**

- Top Sending Programs  
 Pre Health Sciences  
 Culinary Skills - Chef Training  
 Art & Design Foundation  
 Culinary Management  
 Early Childhood Education  
 Early Childhood Assistant  
 Practical Nursing  
 Hotel Management  
 Social Service Worker  
 Personal Support Worker

**Table 2: Destination = University**

- Top Sending Programs  
 Early Childhood Education  
 Social Service Worker  
 Bridging RPN to BSc Nursing  
 General Arts & Science (1-yr)  
 Business Admin - Accounting  
 Hotel Management  
 Community Worker  
 Art & Design Foundation  
 Business Administration  
 Child & Youth Worker  
 Business Admin - Financial Management

- Top Receiving Programs  
 Commerce/Business/Administration  
 Kindergarten/Pre-School Teacher Training  
 Nursing  
 Sociology  
 Psychology

For those graduates who pursue further education, most are satisfied or very satisfied with their experience of the transfer process (Figure 4). Slightly greater percentages of graduates who pursue university studies report being dissatisfied with the process, as compared to those who pursue college, but there is room for improvement across both sectors.

**Fig 4 Satisfaction with Transfer Process**

