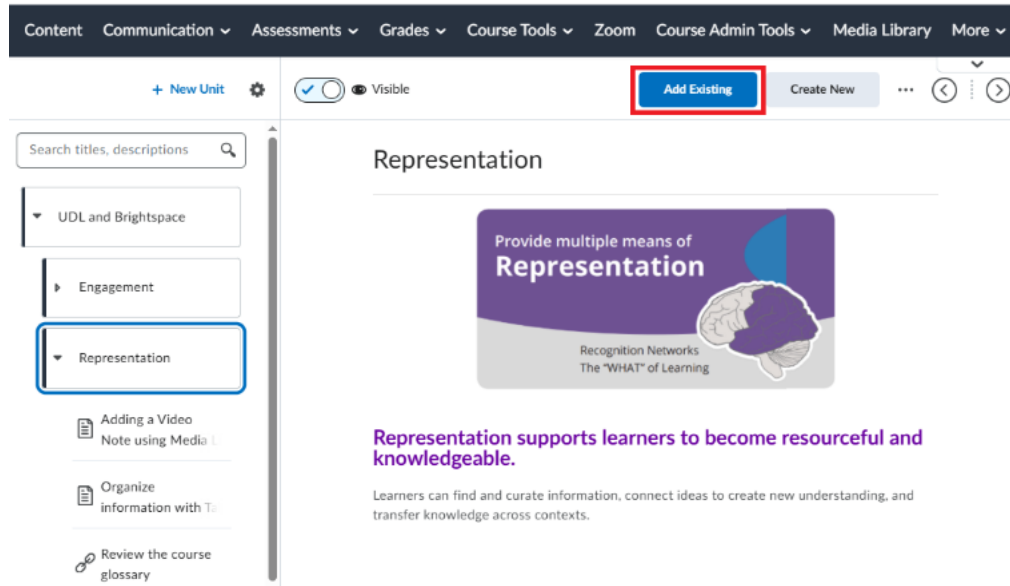
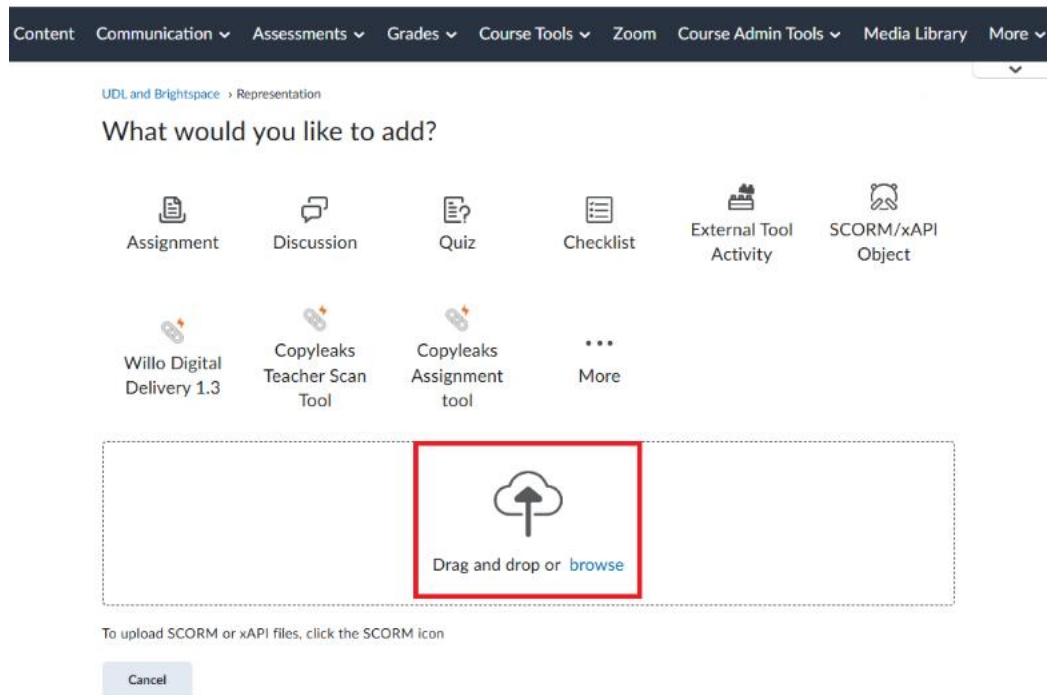


How do I upload files (e.g., Word, PDF, PPT) in NCE?

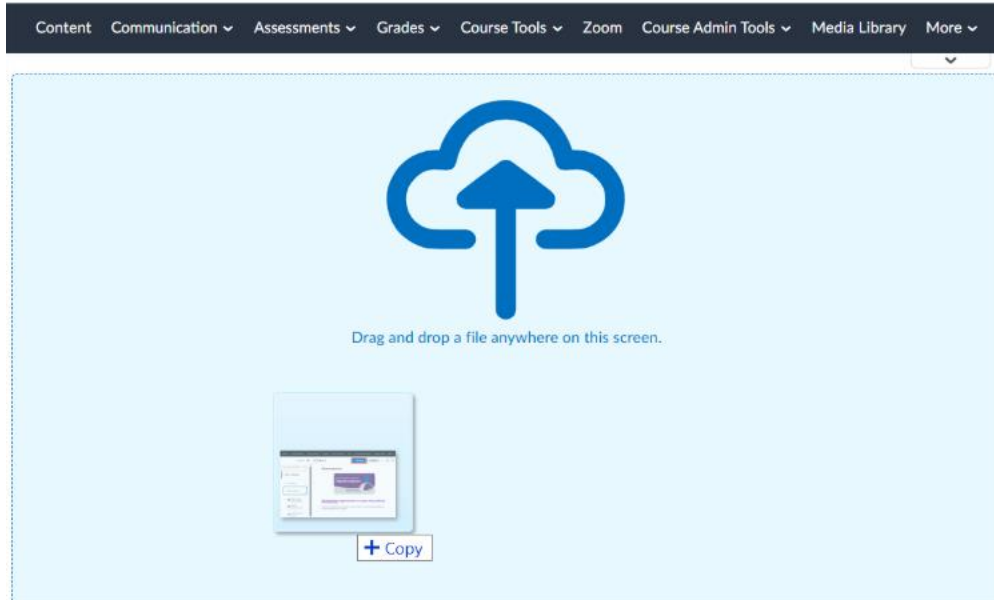
1. Select the folder where you want to upload a file, e.g., Representation folder.
2. Select the Add Existing button at the top of the page.



3. Option 1: Select Browse to locate the file you want to upload



4. Option 2: Drag and drop your file on to the screen.



5. Ensure your file is placed in the right folder. Select the Visibility toggle above the page to make your file is visible to students.

Content Communication Assessments Grades Course Tools Zoom Course Admin Tools Media Library More

+ New Unit Visible Add Existing Create New


Search titles, descriptions

- UDL and Brightspace
- Engagement
- Representation
- Adding a Video Note using Media L
- Organize information with T
- Review the course glossary
- Instructional-Video-Rubric-updated
- Action & Expression

High-Quality Instructional Video

A Single Point Rubric
Adapted from Ackerman (2021)

Purpose: This rubric is designed to help educators and instructional designers plan and create digital resources in which a teacher is providing narration over graphics (including diagrams, photographs, animations, or video) that are aligned with principles of multimedia learning.

 This work is licensed under a [Creative Commons Attribution-NonCommercial-ShareAlike 4.0 International License](#).

- 1) The video is introduced to prime students and place it in context
So that the video is meaningful, learners should have a sense of why the information in the video is relevant.
- 2) Extraneous material is excluded
Decorative images or "fun facts" that do not contribute to the information being presented distract rather than motivate. Information that puts the material in context or otherwise motivates learners should be included in other media.
- 3) Organizing cues are provided
Narration that includes words like "first" or "next" along with arrows or other cues to the relevant part of the graphics help learners especially when the material is complex.
- 4) Graphics with narration (but not on-screen text)

Instructional-Video-Rubric-updated is now visible to students