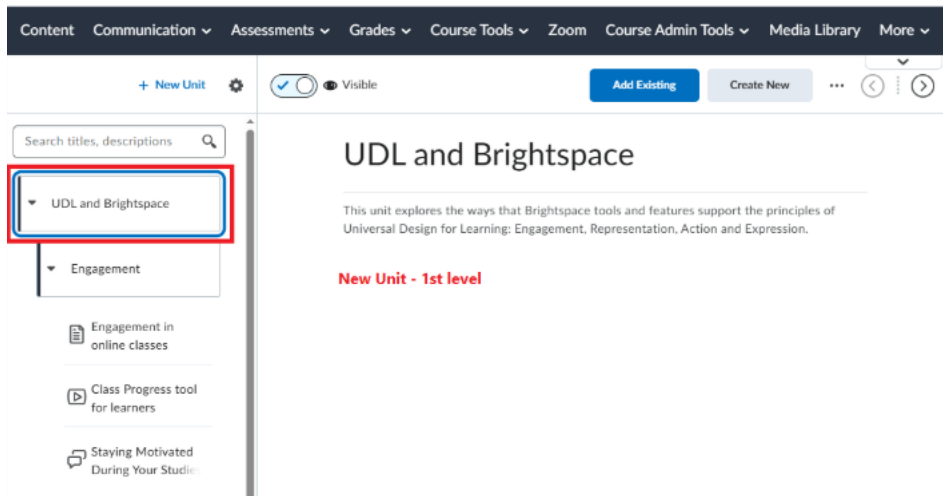


How do I organize and nest my content folders?

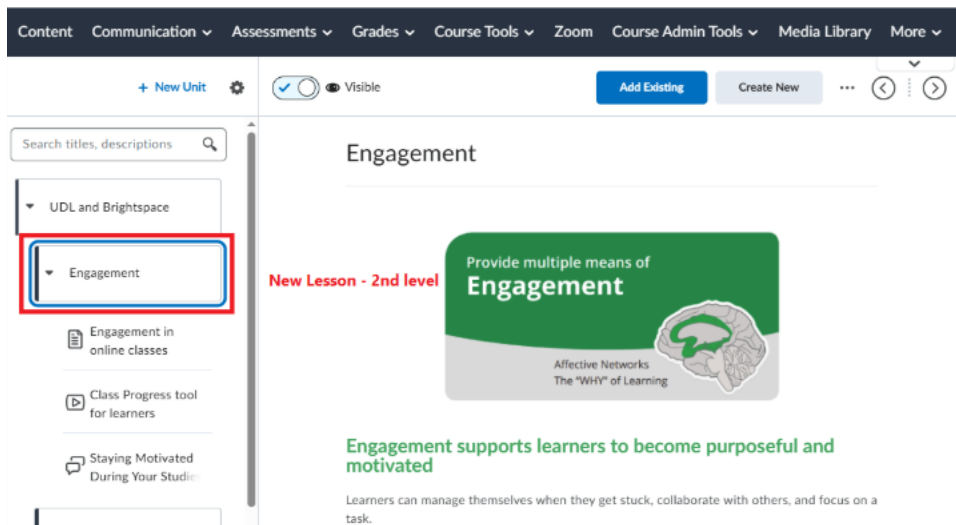
In the New Content Experience (NCE), content can be organized into folders nested to an unlimited depth, compared to the Classic Experience's limit of three levels: module, sub-module, page or file.

TIP: When organizing content, limit the nesting to a maximum of 3 levels, e.g., New Unit, New Lesson, Page.

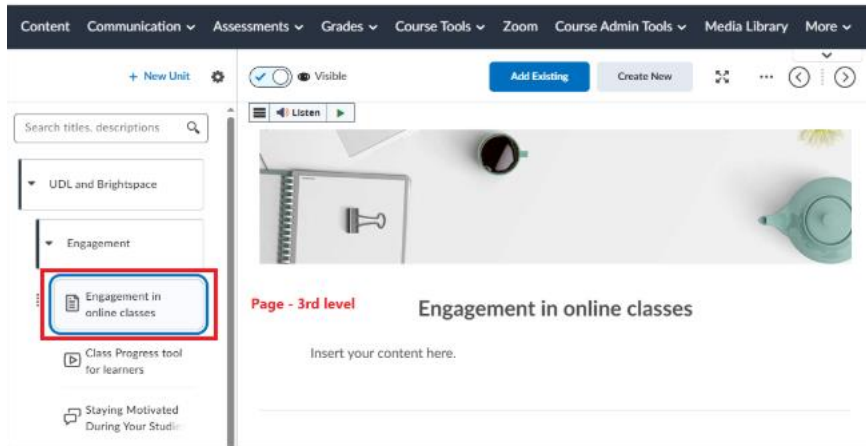
Below is an example of using 'New Unit' to create a main folder for UDL and Brightspace (1st level). You may add an image and some brief text to describe the content.



Below is an example of using 'New Lesson' to create a nested folder about the Engagement principle (2nd level). You may add an image and some brief text to describe the content.



Below is an example of a Page within a nested folder (3rd level).



TIP: You may also limit nesting to 2 levels, consisting of Unit and Page, if you do not need a sub-folder within the main Unit.