

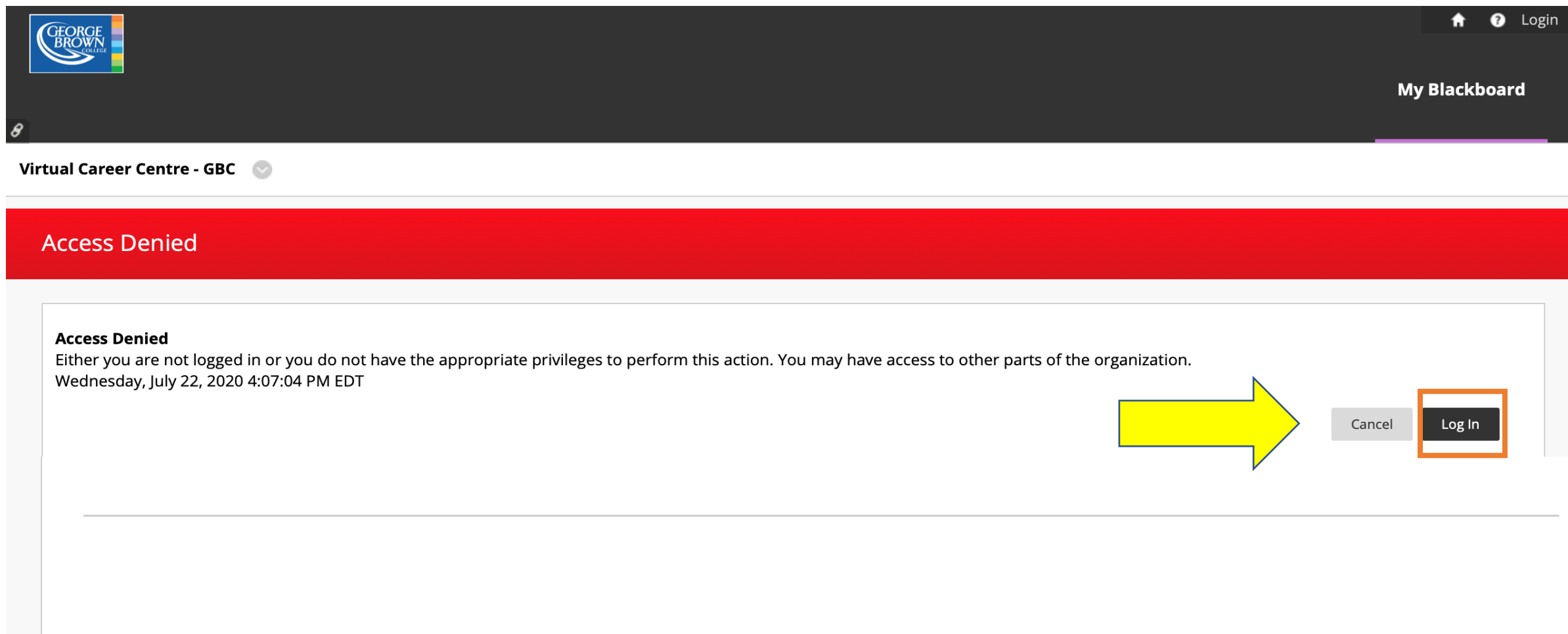


Blackboard Community How-to Guide: Joining the Virtual Career Centre

Blackboard Community How-to Guide: Joining the Virtual Career Centre

Step 1: Enrol in the Community

Use this link <https://tinyurl.com/y7wfzquw> - If you get the bellow message please login to Blackboard using your studentID@georgebrown.ca and six-digits STU-VIEW password.

A screenshot of a Blackboard 'Access Denied' error page. The page has a dark header with the George Brown College logo and 'My Blackboard' link. Below the header is a red banner with the text 'Access Denied'. Underneath the banner is a white box containing the message: 'Access Denied. Either you are not logged in or you do not have the appropriate privileges to perform this action. You may have access to other parts of the organization. Wednesday, July 22, 2020 4:07:04 PM EDT'. At the bottom right of the white box are two buttons: 'Cancel' and 'Log In'. A large yellow arrow points from the left towards the 'Log In' button, which is highlighted with an orange border.

Blackboard Community How-to Guide: Joining the Virtual Career Centre

Step 2: Enrol in the Community

Once complete, the Self Enrollment confirmation page will appear. Click “**Submit**”.

Virtual Career Centre - GBC

Self Enrollment

Self Enrollment

?

ENROLL IN ORGANIZATION: VIRTUAL CAREER CENTRE - GBC (ORG_100431719_201902_001)

Instructor:

Calvin Bill, Maria DeNotaris, Robert Campiti, Adrienne Zazulak, Stacey Mauger, Andrea Gomez, Maryna Mazur, Lacey-Lee Fontaine, Diana McIntyre, Deliah Jackson, Christine Bowden, Felisha Tucker, Carlos Santos, Joseph Chon, Michel Shah, Jimi Rockley, Pirom Houth

Description:

Virtual Career Centre

Categories:

Education:Higher Education

Click **Submit** to proceed.

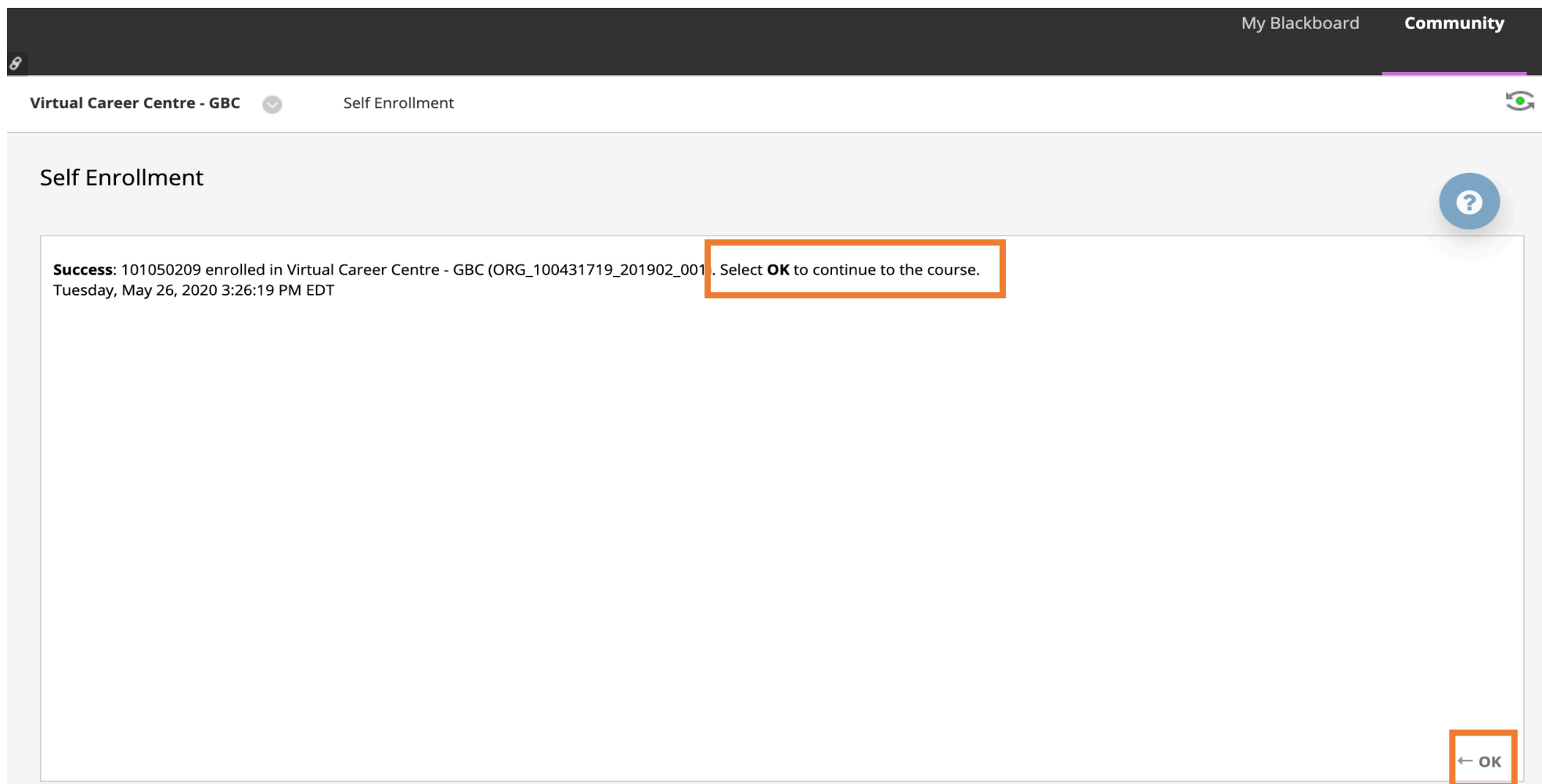
Cancel

Submit

Blackboard Community How-to Guide: Joining the Virtual Career Centre

Step 3: Enrol in the Community

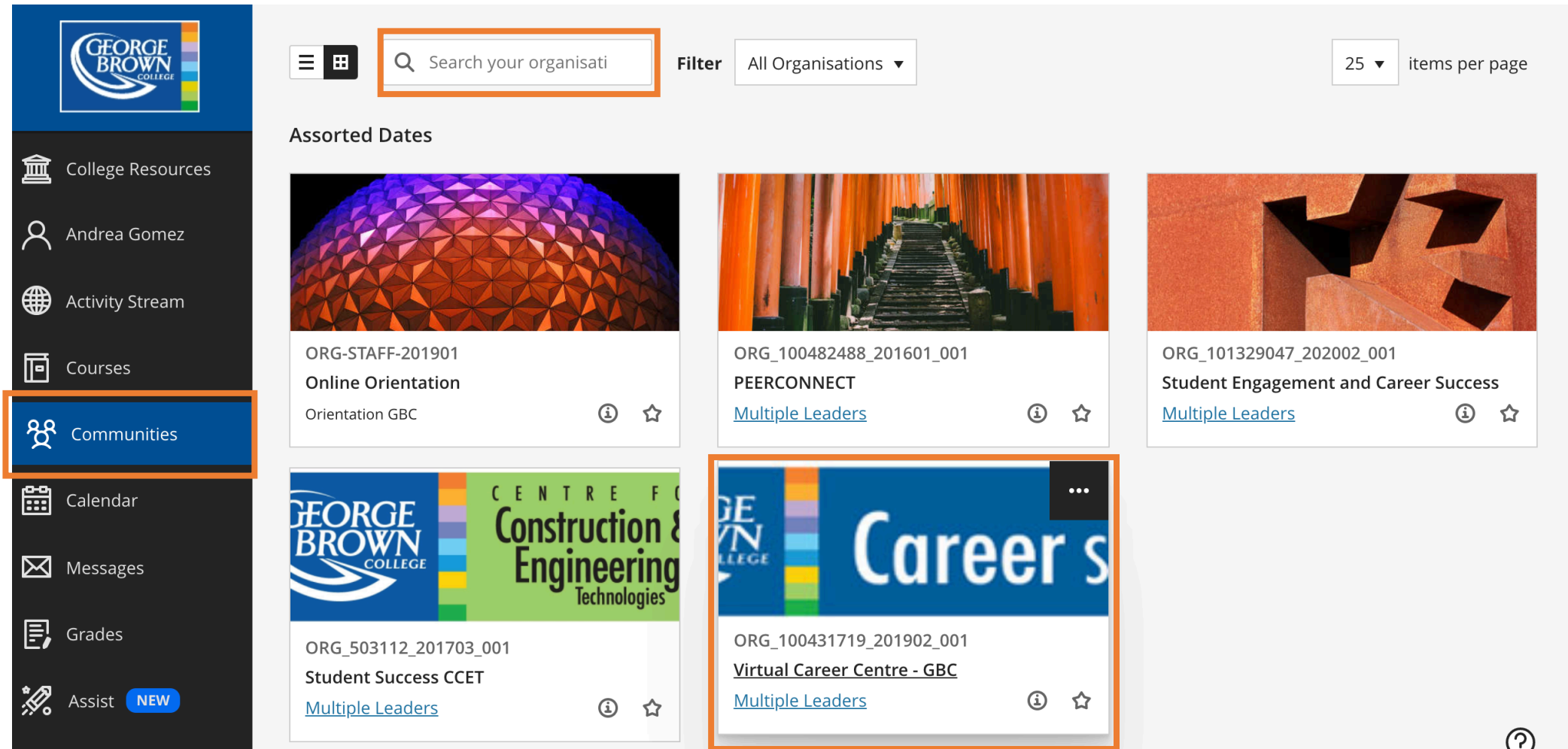
Once submitted, a confirmation message appears; an option to be redirected to the Virtual Career Centre Homepage is provided. Click **“OK”**.

A screenshot of the Blackboard Community 'Self Enrollment' page. The page has a dark header with 'My Blackboard' and 'Community' links. Below the header, the page title 'Virtual Career Centre - GBC' and 'Self Enrollment' are visible. The main content area is titled 'Self Enrollment' and contains a success message: 'Success: 101050209 enrolled in Virtual Career Centre - GBC (ORG_100431719_201902_001) . Select OK to continue to the course. Tuesday, May 26, 2020 3:26:19 PM EDT'. The text 'Select OK to continue to the course.' is highlighted with an orange box. In the bottom right corner, there is a button labeled '← OK', also highlighted with an orange box. A blue circular help icon with a question mark is located in the top right corner of the main content area.

Blackboard Community How-to Guide: Joining the Virtual Career Centre

Step 4: Search Community Directory

On the **Communities** landing page, any current communities you are already enrolled in will be listed. Select the “Virtual Career Centre – GBC” or type it into the **search bar** and select.

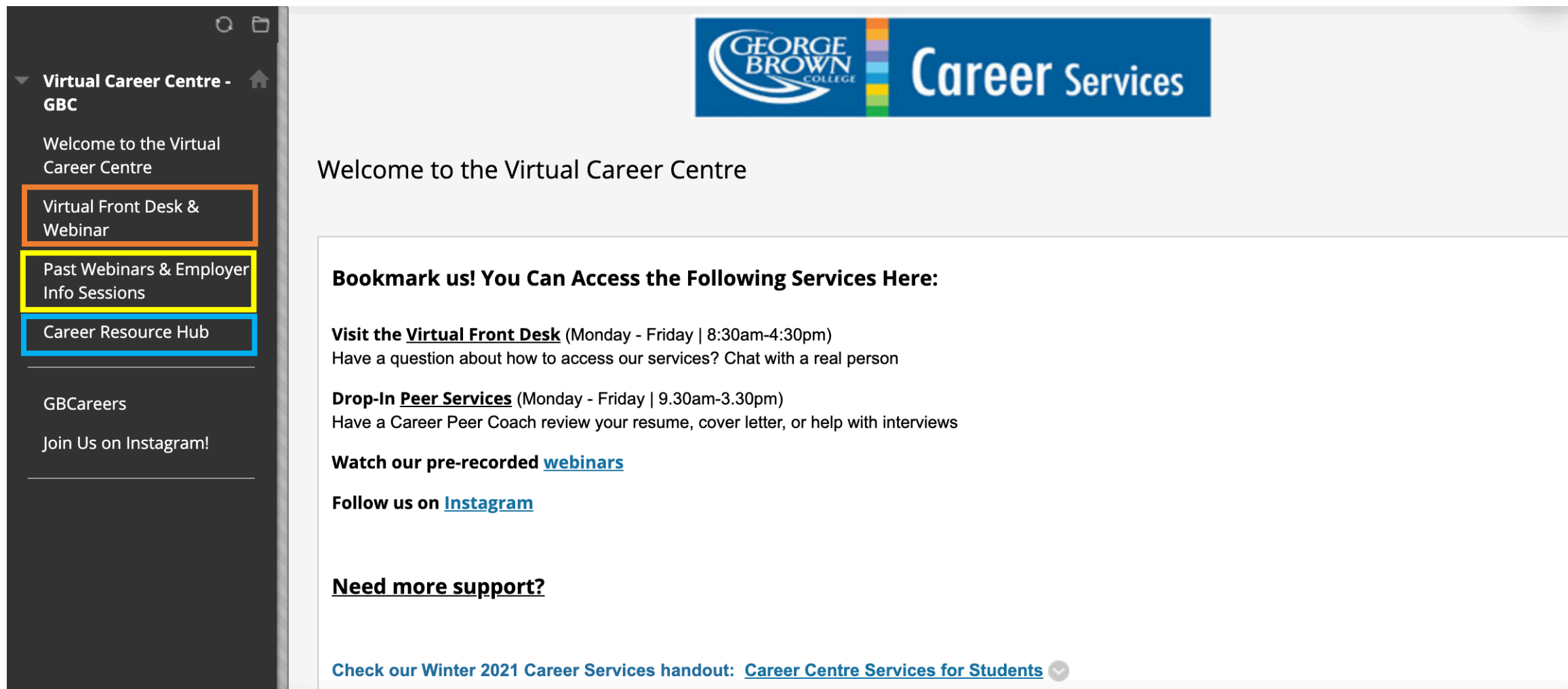


The screenshot shows the Blackboard Communities landing page. On the left is a navigation sidebar with the George Brown College logo at the top. Below the logo are icons and labels for: College Resources, Andrea Gomez, Activity Stream, Courses, Communities (highlighted with an orange box), Calendar, Messages, Grades, and Assist (with a 'NEW' badge). The main content area has a search bar at the top, which is also highlighted with an orange box and contains the text 'Search your organisation'. To the right of the search bar is a 'Filter' dropdown set to 'All Organisations' and a '25 items per page' selector. Below the search bar, the text 'Assorted Dates' is visible. The main area displays a grid of community cards. The first row contains three cards: 'ORG-STAFF-201901 Online Orientation Orientation GBC', 'ORG_100482488_201601_001 PEERCONNECT Multiple Leaders', and 'ORG_101329047_202002_001 Student Engagement and Career Success Multiple Leaders'. The second row contains two cards: 'ORG_503112_201703_001 Student Success CCET Multiple Leaders' and 'ORG_100431719_201902_001 Virtual Career Centre - GBC Multiple Leaders'. The 'Virtual Career Centre - GBC' card is highlighted with an orange box. A help icon (?) is located in the bottom right corner.

Blackboard Community How-to Guide: Joining the Virtual Career Centre

Step 5: Explore!

Use the left side dashboard to access the Virtual Front Desk, join recorded webinars, view and download online resources, and much more!

A screenshot of the Virtual Career Centre dashboard. The left sidebar contains a navigation menu with items: 'Virtual Career Centre - GBC', 'Welcome to the Virtual Career Centre', 'Virtual Front Desk & Webinar' (highlighted with an orange box), 'Past Webinars & Employer Info Sessions' (highlighted with a yellow box), 'Career Resource Hub' (highlighted with a blue box), 'GBCareers', and 'Join Us on Instagram!'. The main content area features the George Brown College Career Services logo at the top, followed by the text 'Welcome to the Virtual Career Centre'. Below this is a section titled 'Bookmark us! You Can Access the Following Services Here:' which lists three services: 'Visit the Virtual Front Desk' (Monday - Friday | 8:30am-4:30pm), 'Drop-In Peer Services' (Monday - Friday | 9.30am-3.30pm), and 'Watch our pre-recorded webinars'. It also includes a link to 'Follow us on Instagram' and a section titled 'Need more support?'. At the bottom, there is a link to 'Check our Winter 2021 Career Services handout: Career Centre Services for Students'.



If you have any difficulty accessing the Virtual Career Centre using these instructions, please email us at **careercentre@georgebrown.ca**